


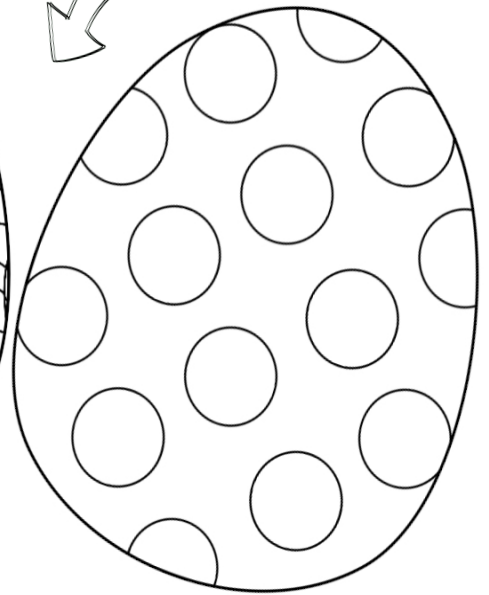
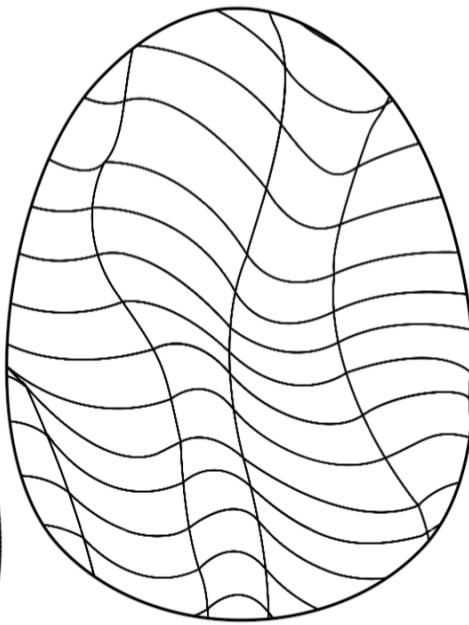

# Key Stage 1

Easter

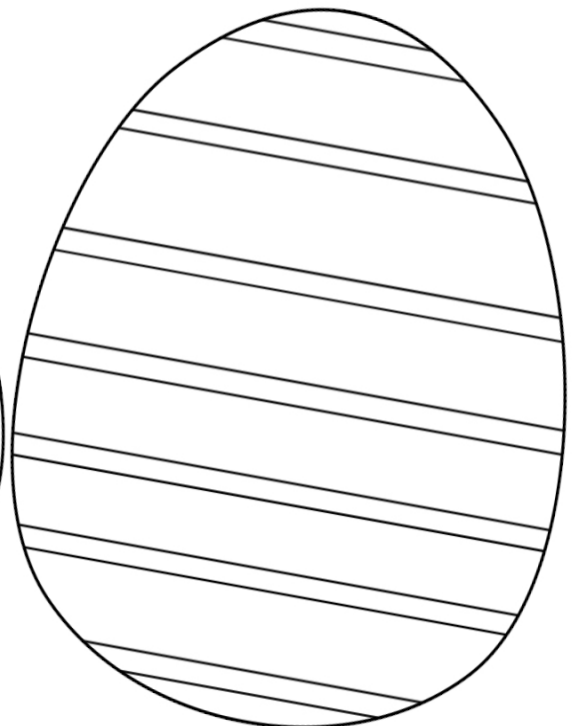
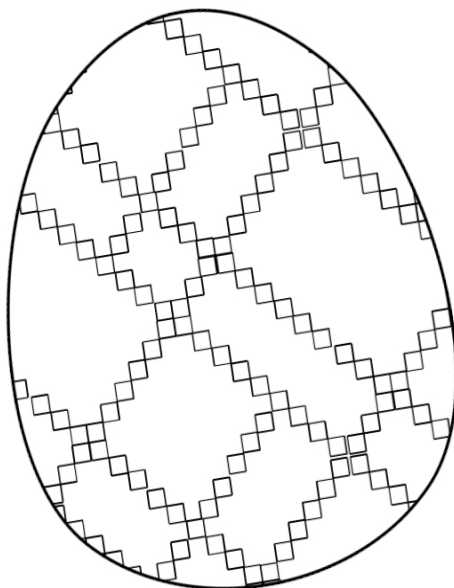
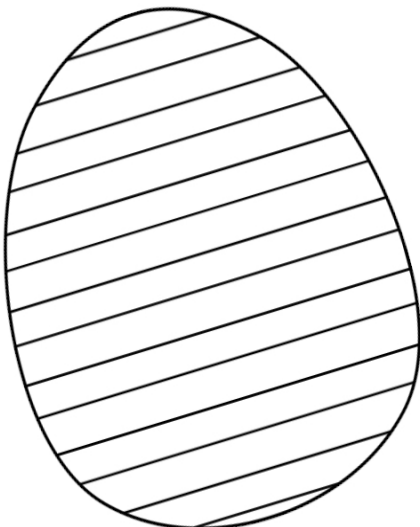
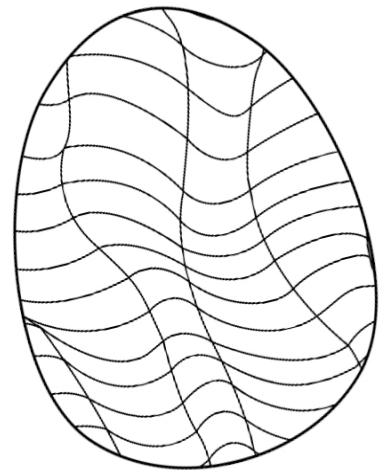
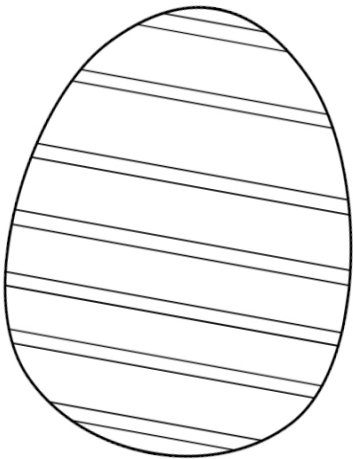
## Activity Booklet



Colour me in!



**This book  
belongs to**



# The Easter Story

Easter is a very special time. It is a time when we get to celebrate something very special together. Do you know what we celebrate at Easter?

In this booklet, you will find out all about the real meaning of Easter. To give you some clues about what you might be learning about, look at the words below. Can you find them in the grid? When you find a word, colour in the squares that the letters from that word are in. We have done one for you.

Ready, steady, GO!

J	q	t	d	s	b	a
e	c	l	o	v	e	g
s	g	v	n	r	h	p
u	k	j	k	m	e	d
s	i	f	e	k	i	a
o	n	h	y	j	v	o
z	g	c	r	o	s	s
d	a	l	i	v	e	i



Jesus



donkey



alive



love



king




cross

# Thinking about Feelings



Just like any story, the Easter story has some sad and happy parts. Can you pull a sad face? Can you pull a happy face?

In the faces below, draw a sad face and a happy face.

If you get stuck, look in the mirror as you pull a sad or happy face to help you know what a sad or happy face looks like.



**This is a sad  
face.**




**This is a happy  
face.**

# The story of Palm Sunday

The people in a place called Jerusalem knew that someone special was coming. They knew that the special person would be a King. Who was the special king? Jesus!  
His friends found him a donkey and together they rode into the big city of Jerusalem. There were lots and lots of people and they all cheered and shouted, "Hosanna!" when Jesus walked past. They waved palm branches in the air and put their coats on the floor like a carpet.

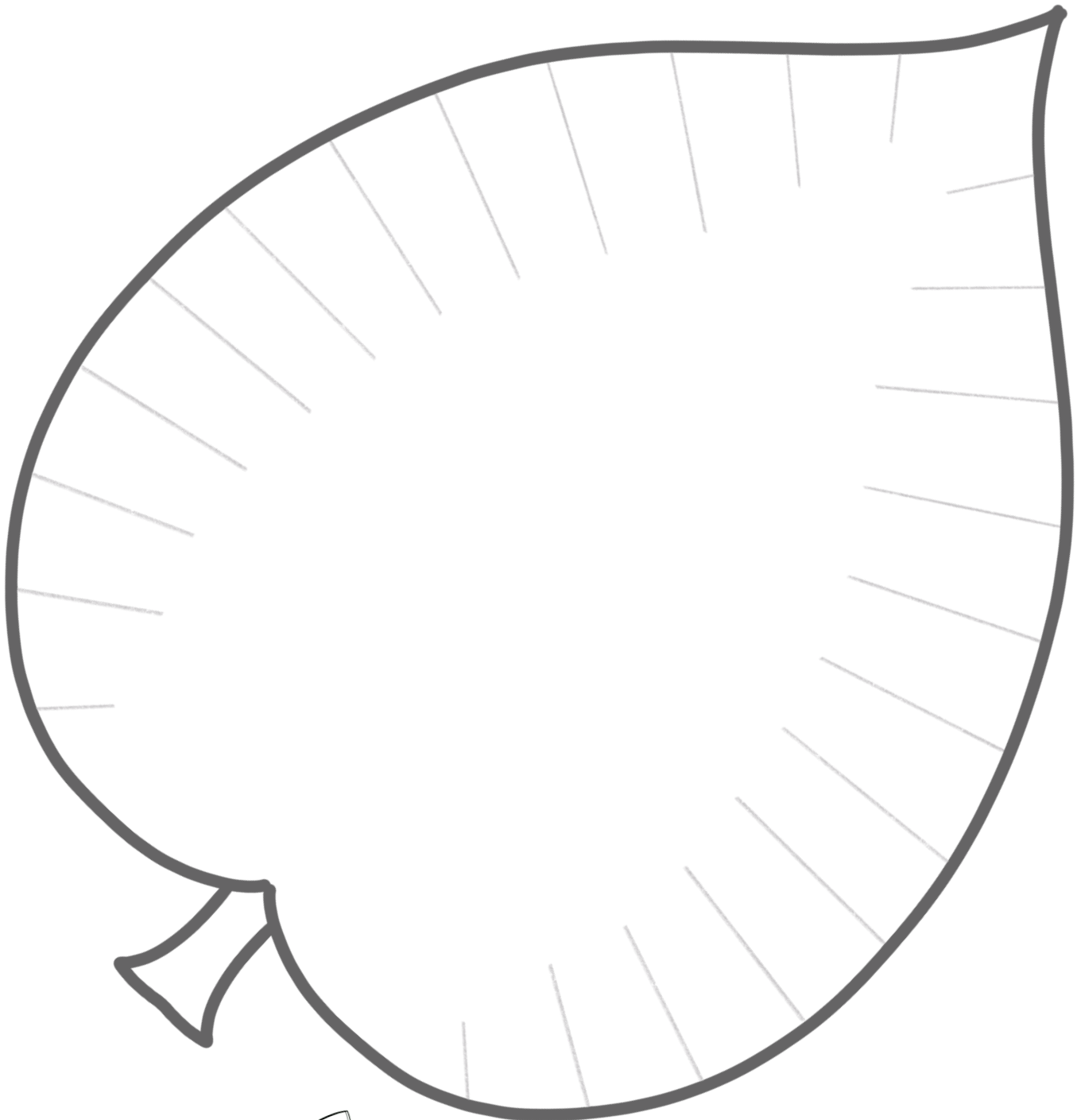
Colour me in!




Is this a happy or sad part of the story? Draw a happy or sad face in the circle.

# Create your own Palm Leaf

Can you make your own palm leaf? Colour in the leaf below and if you want to, you can cut it out and wave it around just like the people in Jerusalem on Palm Sunday.



Cut me out!




Colour me in!



# Dot-to-dot Donkey

Jesus rode into Jerusalem on a donkey. Can you use the numbers and dots to draw the donkey's head. Find number '1', put your pen on the dot and then use your pen to connect the dots in the right order. Then you can practice writing the word, donkey.



donkey

# Other things you could do to learn about Palm Sunday

1

**Download the YouVersion Bible for Kids app.**

**Find the story of 'The Donkey and the King' on the app and read through the interactive story together as a family. This would make a great bedtime story.**

The 'Bible for Kids' app is available on all mobile devices.



2

**Make a nature 'Palm Sunday' scene.**

**Collect some leaves and twigs from your garden or from a safe outdoor space. Can you create a picture with the things you collect? Could you make a donkey face? Could you make a picture of Jesus and all the people in Jerusalem?**

Please follow social distancing rules if you go into an outdoor space.



3

**Make a 'YOU ARE AWESOME' card.**

**As Jesus rode through Jerusalem, the people shouted lots of nice things about how amazing Jesus was. They were very happy to see him.**

**Can you make a card for someone to tell them how awesome they are? You could make this for someone in your family or a friend.**

**If you complete any of these extra challenges, you could send pictures to your teacher to show them your amazing work!**





# The story of Good Friday

Some important people weren't happy that Jesus was in town. They didn't like him because he followed God's rules instead of their rules. Lots of people followed Jesus instead of following them and lots of leaders became very jealous. One day, just 5 days after he had come into Jerusalem on a donkey, some soldiers took Jesus away. The leaders who didn't like him decided that they didn't like Jesus so much that he would have to die. The soldiers put a spiky crown of thorns on his head and they put him on a cross, where he died. The leaders were happy, but lots of people were very sad.

Don't worry, this is not the end of the story!  
Something amazing is going to happen very soon.

Colour me in!



Is this a happy or sad part of the story? Draw a happy or sad face in the circle.

# Jesus came because he Loves You


Jesus came to earth to fix a big problem. Something called sin was getting in the way of humans being best friends with God. You'll learn more about sin on the next page. Jesus loves us so much that he gave the biggest thing he possibly could to help fix the problem.  
His whole life.

Can you draw love hearts? There's a spotty heart below to help you practice drawing one. Put your pen on the arrow and follow the dots around.

**Jesus loves you so much! Can you fill the page with love hearts to show how much you think he loves you?**

In some of the hearts, you could write ways that you can show love to other people too.

Practice here



Colour me in!

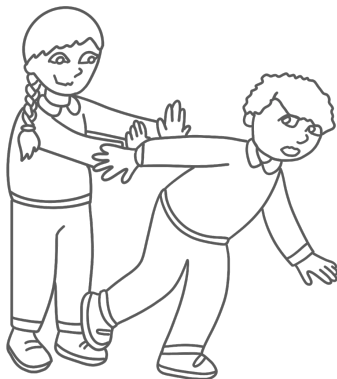


# Jesus saved us from **Our Sins**

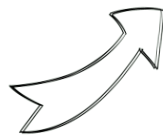
Jesus came to earth to fix the problem of sin getting in the way of us being best friends with God. When we say the word sin, we mean the things we do that are wrong. Can you think of anything you have done today that was wrong?

Look below at the pictures below.

Colour in the pictures below where someone is doing something wrong.



Colour me in!



The good news is, God always, always forgives us when we say sorry to him for the things we have done wrong.

Can you finish the sorry prayer in the box with some things that you might be sorry for doing?

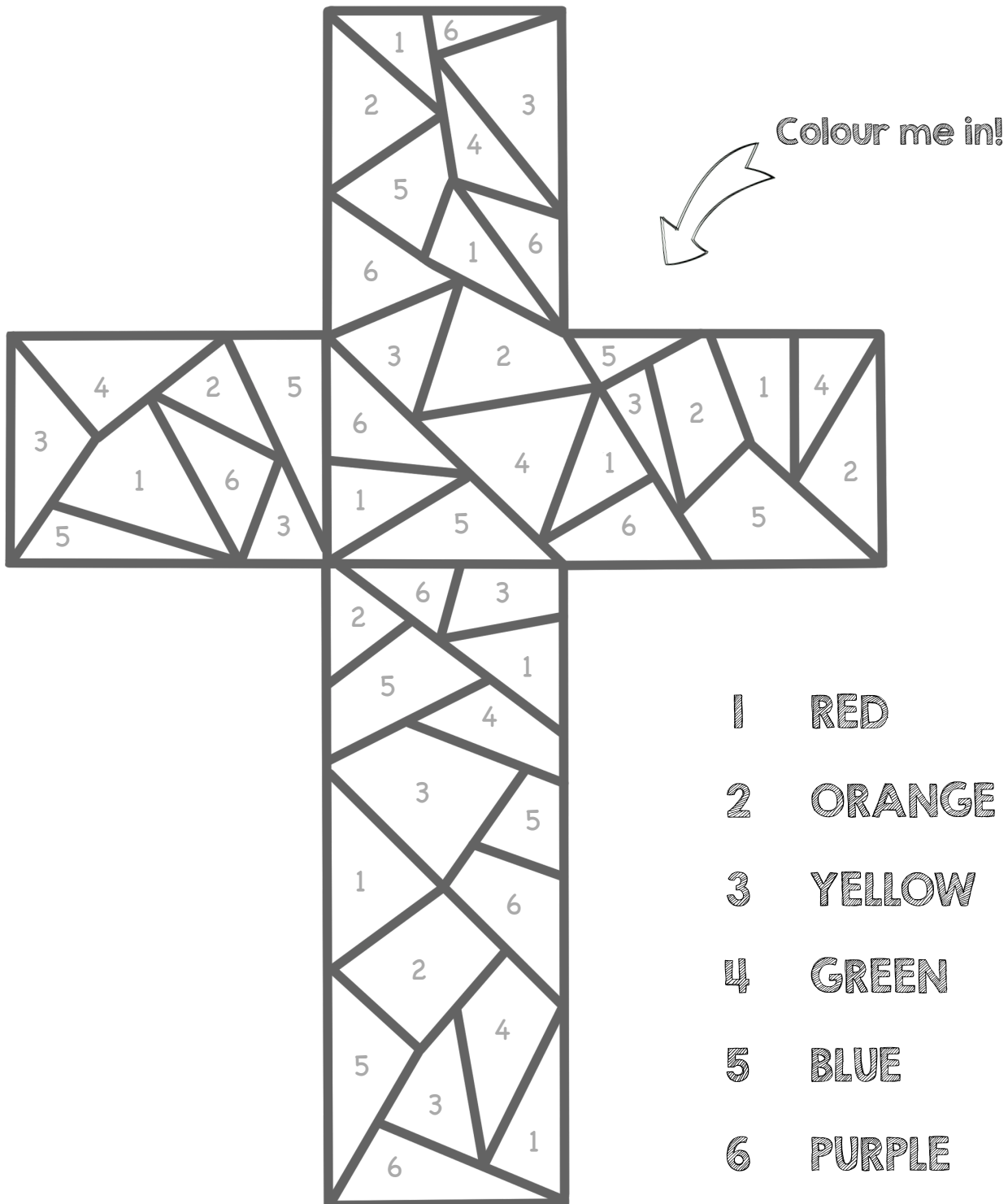
Dear God, I'm sorry for when I...

Amen

# Life is Colourful With Jesus

Below is a cross full of numbers. Can you colour in the cross using the numbers?

For example, every number 5 section should be coloured in blue.



# Other things you could do to learn about Good Friday

1

**Download the YouVersion Bible for Kids app.**

**Find the story, 'It is Finished' on the app and read through the interactive story together as a family. Think about whether it is a sad or happy story.**

The 'Bible for Kids' app is available on all mobile devices.



2

**Make a list of good things you can do.**

**Make a list of 10 things you could do to help someone else today or to make them smile. One of those things might be to say sorry to someone for something you've done wrong. When you have made your list, you can start to do all the lovely things you have planned.**

3

**Go on a 'Cross Hunt'.**

**Step out into your garden or a safe outdoor space with someone in your family. How many crosses can you see in nature. Maybe there's a cloud that is in the shape of the cross? Look at branches, fences and all the natural things around you. Have a competition to see who can find the most crosses in the world around you.**

Please make sure you follow social distancing rules to keep yourself and other people safe.




**If you complete any of these extra challenges, you could send pictures to your teacher to show them your amazing work!**

# The story of Easter Sunday

When Jesus died, he was put into a tomb (which was a bit like a cave) and a big stone was rolled across the doorway. A few days later, two friends of Jesus called Mary and Mary went to the tomb to take some nice smelling things to put on Jesus. When they arrived, they got the shock of their lives! The big stone had been rolled away! They looked inside and saw that Jesus wasn't there. Shocked, Mary and Mary rushed to tell their friends.

Peter and John ran to Jesus' tomb to see for themselves and they couldn't find Jesus either. Mary began to cry, but then a man put his hand on her shoulder and asked why she was crying. It was Jesus! He was alive!

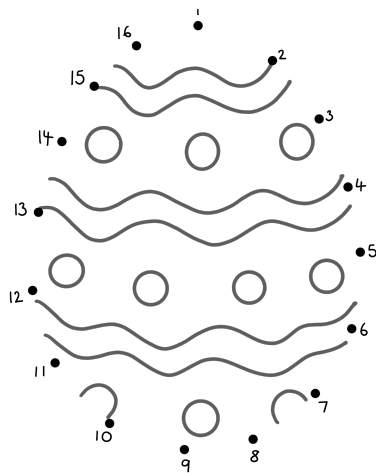


Is this a happy or sad part of the story? Draw a happy or sad face in the circle.

# Easter is a time to celebrate New Life

To help us remember what we are celebrating at Easter, we use lots of symbols. Symbols are items or pictures which help us to remember special things. There are some Easter symbols below.

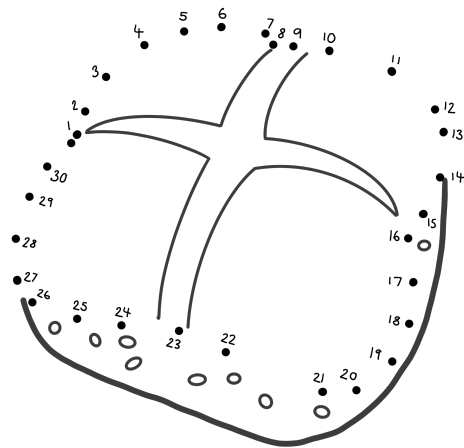
**Colour me in!** Can you follow the numbers to join the dots to find out what the Easter Symbols are and then write what they are below?



**E**



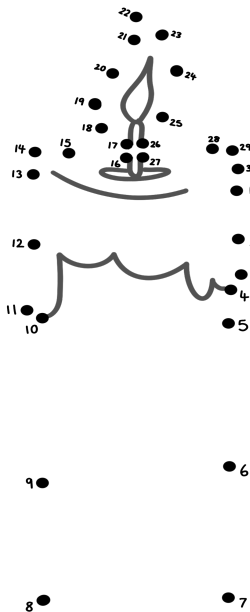
This reminds us of the stone that was rolled away from Jesus' tomb.



**H**




This tasty treat has a cross on it to remind us of the cross Jesus died on.



**C**



This reminds us that Jesus is the 'Light of the World.'



**C**




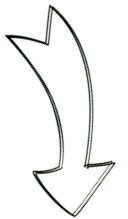
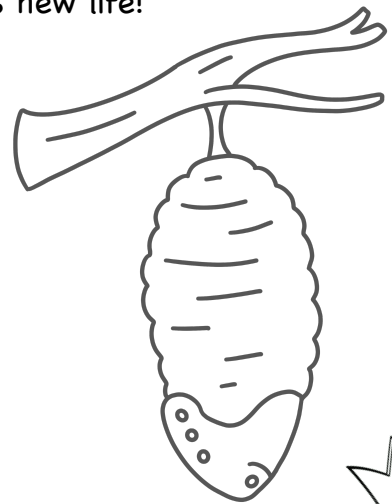

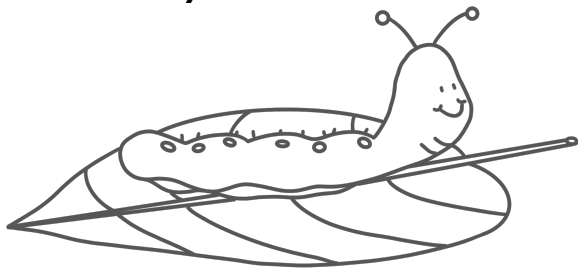
This is a symbol of the 'new life' that we celebrate at Easter.

# Easter is a time to celebrate that Jesus is Alive!

The miracle of Jesus coming back to life on Easter Sunday is something that is celebrated by Christians all over the world. It was a miracle, but it was always part of God's big plan for Jesus to come back to life.

Some parts of the Easter story are happy, then they become sad and then they become happy again. This is because Jesus died, was put in the tomb and then came back to life. Something else that might seem a little bit sad at first is when a caterpillar disappears into a silky pod called a cocoon. After a few days, all of a sudden, a beautiful butterfly comes out of the pod! Wow! Like Jesus, the butterfly has new life!

Can you draw and colour in the other side of the butterfly?






# Spring Walk Challenge


At this time of year, when we think of Jesus coming back to life, we can see signs of 'new life' in the world around us because it is Spring. Spring is the season when lots of plants, flowers and animals start to grow.

When you go out for your daily exercise, look out your window or when you spend time in your garden, see if you can find these signs of new life in the world around you. Tick them off if you see them!

Colour me in!




blossom




seedling




flower bud




flower




daffodil




insect





bird



baby  
animal



nest



green  
leaf

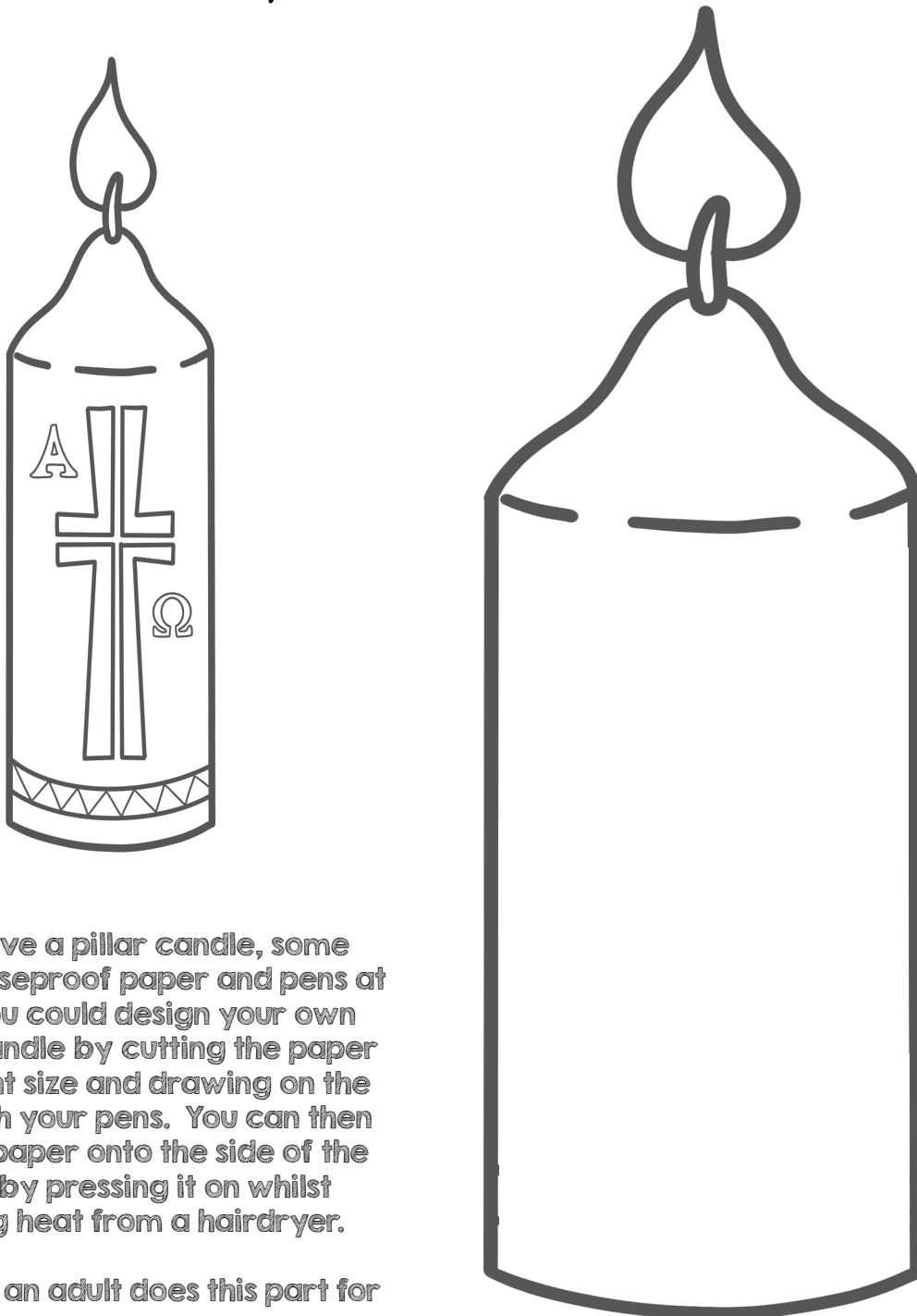
# Jesus is the Light of the World!

In the Bible, Jesus says, "I am the Light of the World". He brings light in dark places, is the light that guides us down the right paths and he gives hope and joy when things seem tough.

To celebrate Jesus at Easter, some churches light a special candle called a 'Paschal Candle'.

This is a candle which is covered in special symbols which help us to remember what Easter is all about.

**Can you design your own Paschal Candle? Remember to fill it with things that remind you what Easter is all about.**



If you have a pillar candle, some white greaseproof paper and pens at home, you could design your own Paschal candle by cutting the paper to the right size and drawing on the paper with your pens. You can then stick the paper onto the side of the candle by pressing it on whilst applying heat from a hairdryer.

Make sure an adult does this part for you.

# Other things you could do to learn about Easter Sunday

1

Download the YouVersion Bible for Kids app.

Find the story, 'A Happy Sunday' on the app and read through the interactive story as a family. It would make a great bedtime story.

The 'Bible for Kids' app is available on all mobile



2

Make something creative out of play dough.

If you have play dough or clay at home, take a blob of it and make something beautiful. Use this to help you remember that God can make something beautiful out of our lives too.

3

Have an Easter Party!

Easter is a time of celebration! One way that you could celebrate is by having a party. You could learn the dance moves to some fantastic worship action songs. We recommend these songs:

- 'Rejoice' - <https://www.youtube.com/watch?v=BJz4YVAzpXA>
- 'I am Yours' - <https://www.youtube.com/watch?v=DwrW6rZZ2fc>
- 'My Lighthouse' - <https://www.youtube.com/watch?v=mzLKSgRvsQM>

Another amazing thing you could do at your party is to have an Easter egg hunt! Check the last page of this booklet for tips on how to do this!

Please make sure you follow social distancing rules to keep yourself and other people safe.

If you complete any of these extra challenges, you could send pictures to your teacher to show them your amazing work!

# Easter Egg Hunt

As a final challenge, colour in the eggs below, cut them out and hide them around your house. Challenge the people in your family to see if they can find them all. You could also get your family to hide them for you to find.

Cut me out



Ready, steady, GO!

Colour me in!

